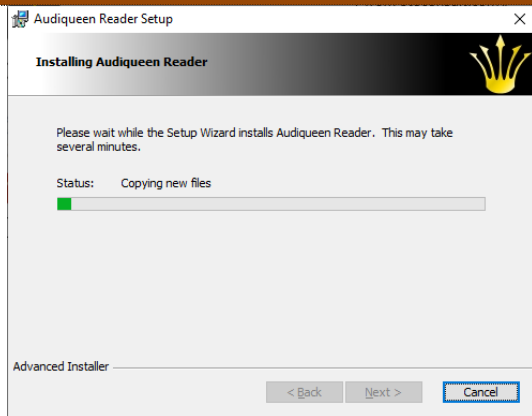


Download & Activate Audiqueen Reader



Download Audiqueen Reader from otoconsult.com...

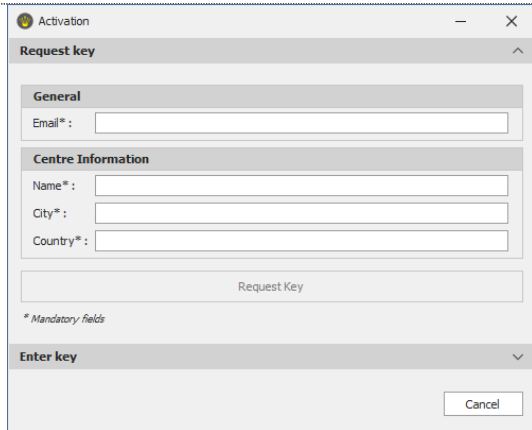
...and run the downloaded file Audiqueen Reader xxx Installer.exe

When asked to go to Microsoft's Store, skip this and Install anyway.

Audiqueen Reader starts its installation. Accept the Licence Agreement and click Next when asked to proceed.

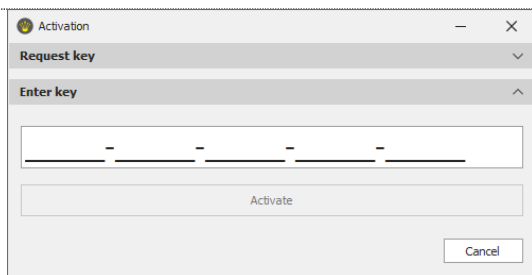
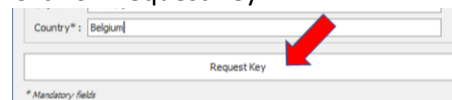


Open Audiqueen Reader with its desktop shortcut

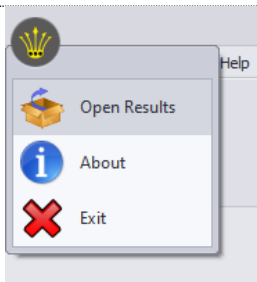
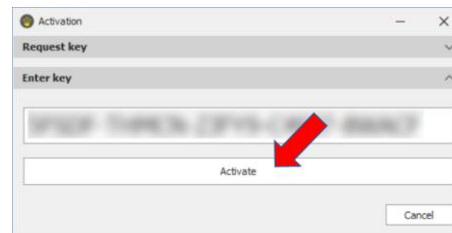


Since this is your first time, you'll have to activate Audiqueen Reader (only once) by entering all requested data. If the data are not correct, Audiqueen Reader will fail.

Click on Request Key.



Now enter the key that you receive by email and click on Activate.



Audiqueen Reader now opens.

Click on Open Results in the Audiqueen Crown (top left).

Browse for the auqx file to open it.